

ELEMENT SELV

Linear / Area Constant Current – Non dimmable



Areas of application

- Linear lighting for office, school and public areas
- Suitable for luminaires of protection class I

Product family benefits

- Small housing design
- Flexible current setting (DIPswitch – 4 currents)
- Enhanced safety due to overload, overtemperature, short-circuit protection

Product family features

- Line frequency: 50 Hz | 60 Hz
- Supply voltage: 220...240 V
- Lifetime: up to 50,000 h (temperature at T_c max. = -10 °C, max 10% failure rate)
- SELV driver

Product family datasheet

Technical data

Electrical data

Product description	Maximum output power
ELEMENT 35/220...240/800 CS L	40.8 W
ELEMENT 55/220...240/1200 CS L	61 W

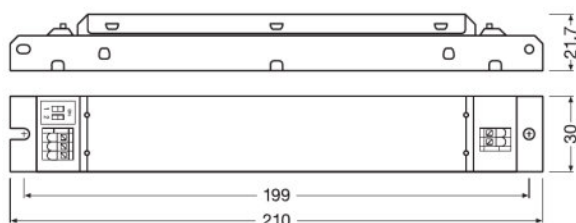
Dimensions & weight

Product description	Mounting hole spacing, length	Product weight	Cable cross-section, input side	Cable cross-section, output side	Wire preparation length, input side
ELEMENT 35/220...240/800 CS L	200.0 mm	140.00 g	0.5...1.5 / 0.75...1.5 mm ² ¹⁾	0.5...1.5 / 0.75...1.5 mm ² ¹⁾	8.5...9.5 mm
ELEMENT 55/220...240/1200 CS L	200.0 mm	145.00 g	0.5...1.5 / 0.75...1.5 mm ² ¹⁾	0.5...1.5 / 0.75...1.5 mm ² ¹⁾	8.5...9.5 mm

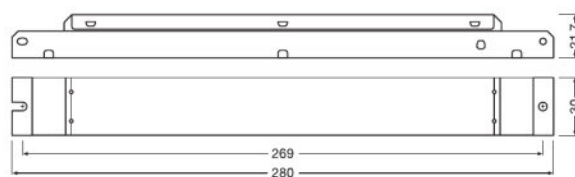
Product description	Width	Height	Length
ELEMENT 35/220...240/800 CS L	30.0 mm	21.0 mm	210.0 mm
ELEMENT 55/220...240/1200 CS L	30.0 mm	21.0 mm	210.0 mm

¹⁾ Solid or flexible leads

Product line drawing



ELEMENT 35/220...240/800 CS L



ELEMENT 55/220...240/1200 CS L

Product family datasheet

Temperatures & operating conditions

Product description	Ambient temperature range	Maximum temperature at tc test point	Max.housing temperature in case of fault	Temperature range at storage
ELEMENT 35/220...240/800 CS L	-20...+50 °C	75 °C	110 °C	-40...+85 °C
ELEMENT 55/220...240/1200 CS L	-20...+50 °C	80 °C	110 °C	-40...+85 °C

Product description	Permitted rel. humidity during operation
ELEMENT 35/220...240/800 CS L	5...85 % ¹⁾
ELEMENT 55/220...240/1200 CS L	5...85 % ¹⁾

¹⁾ Non-condensing

Lifespan

Product description	ECG lifetime
ELEMENT 35/220...240/800 CS L	35000 / 50000 h ¹⁾
ELEMENT 55/220...240/1200 CS L	35000 / 50000 h ²⁾

¹⁾ At maximum $T_c = 75^\circ\text{C}$ / 10% failure rate / At $T_c = 65^\circ\text{C}$ / 10% failure rate

²⁾ At maximum $T_c = 80^\circ\text{C}$ / 10% failure rate, At $T_c = 70^\circ\text{C}$ / 10% failure rate

Programming

Product description	Programming device
ELEMENT 35/220...240/800 CS L	DIPswitch
ELEMENT 55/220...240/1200 CS L	DIPswitch

Certificates & standards

Product description	Approval marks – approval	Standards	Type of protection
ELEMENT 35/220...240/800 CS L	CE / ENEC 05 / EAC / BIS / RCM / CCC	Acc. to IEC 61347-1/Acc. to EN 61347-2-13/Acc. to EN 62384/Acc. to EN 61000-3-2/Acc. to EN 61000-3-3/Acc. to EN 61547	IP20
ELEMENT 55/220...240/1200 CS L	CE / ENEC 05 / EAC / BIS / RCM / CCC	Acc. to IEC 61347-1/Acc. to EN 61347-2-13/Acc. to EN 62384/Acc. to EN 61000-3-2/Acc. to EN 61000-3-3/Acc. to EN 61547	IP20

Product family datasheet

Logistical data

Product description	Commodity code
ELEMENT 35/220...240/800 CS L	850440829000
ELEMENT 55/220...240/1200 CS L	850440829000





Application advice

For more detailed application information and graphics please see product datasheet.

Sales and Technical Support

Sales and Technical Support www.osram.com

Download Data

File
 Certificates ENEC certificate
 Certificates CCC certificate 35W
 Declarations of conformity ELEMENT CS L CE 3650277 190821
 Certificates ENEC -55W (EN)

Ecodesign regulation information:

Intended for use with LED modules.

The forward voltage of the LED light source shall be within the defined operating window of the control gear in all operating conditions including dimming if applicable.

Separate control gear and light sources must be disposed of at certified disposal companies in accordance with Directive 2012/19/EU (WEEE) in the EU and with Waste Electrical and Electronic Equipment (WEEE) Regulations 2013 in the UK. For this purpose, collection points for recycling centres and take-back systems (CRSO) are available from retailers or private disposal companies, which accept separate control gear and light sources free of charge. In this way, raw materials are conserved and materials are recycled.

Product family datasheet

Logistical Data

Product code	Product description	Packaging unit (Pieces/Unit)	Dimensions (length x width x height)	Volume	Gross weight
4052899553132	ELEMENT 35/220...240/800 CS L	Shipping carton box 20	228 mm x 138 mm x 160 mm	5.03 dm ³	3078.00 g
4052899553156	ELEMENT 55/220...240/1200 CS L	Shipping carton box 20	228 mm x 138 mm x 160 mm	5.03 dm ³	3178.00 g

The mentioned product code describes the smallest quantity unit which can be ordered. One shipping unit can contain one or more single products. When placing an order, for the quantity please enter single or multiples of a shipping unit.

Disclaimer

Subject to change without notice. Errors and omission excepted. Always make sure to use the most recent release.